



MÓVEIS

Multiplicar as opções criando a solução para o seu projeto.

CABINETS

Multiply the options creating the solution to your project.





MINERAL[®]

SOLUÇÕES COMPÓSITOS MINERAIS
SOLID SURFACE SOLUTIONS

1. LAVATÓRIOS
2. ACESSÓRIOS
3. BASES DE DUCHE
4. BANHEIRAS
- 5. MÓVEIS**

1. WASHBASINS
2. COMPLEMENTS
3. SHOWERTRAYS
4. BATHTUBS
- 5. CABINETS**



MÓVEIS

MÓVEIS

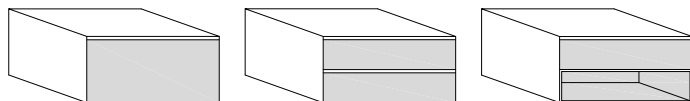
Construção total de móvel de casa de banho em composto mineral.

MÓDULO de 1000x500x400mm de uma gaveta com tampo e lavatório QUADRADO 535 de embutir



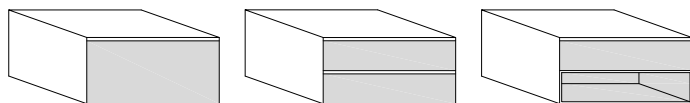
MÓDULO 800x500x400mm

1 GAVETA 2 GAVETA 1 GAVETA E 1 PRATELEIRA




MÓDULO 1000x500x400mm

1 GAVETA 2 GAVETA 1 GAVETA E 1 PRATELEIRA




MÓDULO 1200x500x400mm

2 GAVETAS 4 GAVETAS 2 GAVETAS E 2 PRATELEIRAS



MÓDULO 1400x500x400mm

1 GAVETA 2 GAVETA 1 GAVETA E 1 PRATELEIRA

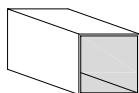


MÓDULO DE ARRUMO SIMPLES x500x400mm

400

600

800

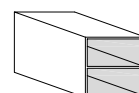


MÓDULO DE ARRUMO COM PRATELEIRA x500x400mm

400

600

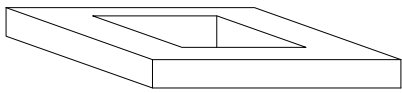
800



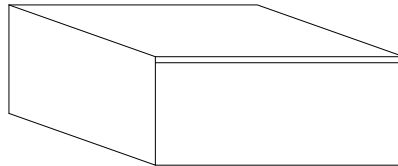
COMPOSIÇÃO DE MÓVEIS

As várias composições que se conseguem criar com a adição de bancada e módulos, multiplicam-se as hipóteses em móveis MINERAL totalmente construídos em compósitos minerais.

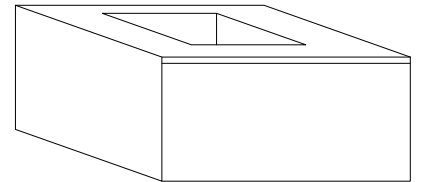
BANCADA



MÓDULO



MÓVEL



EXEMPLOS DE CONJUGAÇÃO DE MÓDULOS

